














CAN FILTER V2

Switch Setting	1	2	3	4	R6, R7 R2, R3	
Dashboard-EZS Block Synchro: W213	on	on	on	on	installed	
EZS-DIAG W213	on	off	off	on	installed	
Dashboard-EZS Block synchro:W222,W205	off	off	on	off	installed	
Dash-EZS Block Synchro W204,W246,W212,W176, W117,W172	off	off	on	on	installed	
W164	off	on	on	off	remove	
Laguna Megane III, Scenic III Fluence, Latitude	off	on	off	off	installed	
BMW F	off	on	off	on	installed	
DSG/ECU UDS VAG	on	off	on	on	installed	
Mazda CX30	on	on	off	on	installed	
BMW Bike	on	on	off	off	installed	
EZS-DIAG W204,W246,W212,W176, W117,W172	off	on	on	on	installed	
EZS-DIAG W205,W222	off	off	off	on	installed	
Trafic 2022 block Synchro (Clio5)	off	on	on	on	installed	
Self Test	off	off	off	off	installed	